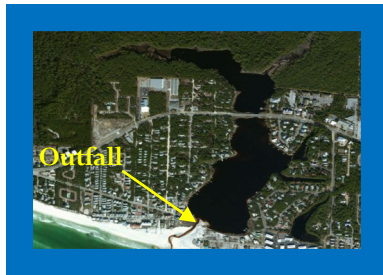


COASTAL DUNE LAKES OF WALTON COUNTY

Walton County is the home to 15 coastal dune lakes. These lakes are unique due to their periodic and temporary connection to the Gulf of Mexico through what is referred to as an outfall". This temporary connection allows for freshwater and salt water to interchange creating a temporary brackish water system.



Portions of five of the coastal dune lakes (Deer Lake, Western Lake, Morris Lake, Campbell Lake, and Fuller Lake) are located within Florida State Parks or preserved land trusts and are designed for public recreation. The remaining 11 lakes are also accessible to the public at designated locations.

Lake Powell is the only coastal dune lake that is entirely designated by the State of Florida as an "Outstanding Florida Water" (a.k.a. OFW), however the portion of those lakes located within Florida State Parks (Topsail Hill Preserve State Park, Grayton Beach State Park, and Deer Lake State Park) are also designated as an OFW.

Walton County Board of County Commissioners recognizes the 15 coastal dune lakes as "globally rare and imperiled" in an effort to protect and enhance their delicate ecology.

For More Information Please contact:

Walton County Environmental Department and the Coastal Dune Lakes Advisory Board:

The CDLAB is comprised of residents appointed by the Board of County Commissioners.



Their meetings are open to the public. The County's Coastal Dune Lake Coordinator can be reached at (850)892-8108.

co.walton.fl.us

For Permitting Questions, please contact:

Florida Department of Environmental Protection

160 W Government Street, Suite 308
Pensacola, Florida 32502
(850)595-8300
www.dep.state.fl.us

Army Corp of Engineers

Pensacola Regulatory Office
41 N Jefferson Street, Suite 301
Pensacola, FL 32502
(850)439-3474

[www.saj.usace.army.mil/Missions/
Regulatory.aspx](http://www.saj.usace.army.mil/Missions/Regulatory.aspx)

For Invasive Plant Management, please contact:

Florida Fish and Wildlife Commission

Bureau of Invasive Plant Management
3800 Commonwealth Blvd, MS705
Tallahassee, FL 32399
(850)617-9430
www.myfwc.com

For water quality information, please contact:

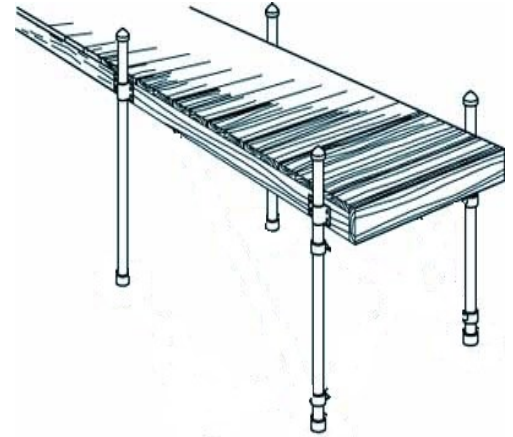
Choctawhatchee Basin Alliance

Northwest Florida State College
100 College Boulevard
Niceville, FL 32578
(850)200-4171

www.basinallance.org

COASTAL DUNE LAKES OF WALTON COUNTY

BUILDING A DOCK... THREE STEPS TO BUILDING AN ENVIRONMENTALLY RESPONSIBLE AMENITY.



Walton County Environmental Department
and Coastal Dune Lakes Advisory Board

*To promote the protection, health, and
environmental well being of Walton County's
globally rare and imperiled Coastal Dune Lakes.*

BUILDING A DOCK...

Step No. 1: Design & Permitting

Where to put your dock?

Remember to choose the area of least impact... Per Walton County's Comprehensive Plan C-1.4.1:1, a maximum 10-foot wide area perpendicular to the shoreline may be cleared to access the water.

Additionally, if your lot is located adjacent to a natural outlet of a coastal dune lake, a buffer area of not less than 50 feet of vegetation must be left undisturbed (LDC 4.02.06(B)(9)).

Shoreline vegetation has three main purposes:

1. Erosion Control - plant roots help keep soil in its place preventing erosion.
2. Water Quality - plants absorb nutrients and pollutants from the water creating cleaner water.
3. Habitat for Fish and Wildlife - Many different fish and wildlife species use the herbaceous area around water bodies as a source for both food and habitat.

What size dock do you want?

Remember the smaller the dock the less of an impact. Per 403.813(1)(b), F.S., no permit is required for the construction of a dock that is:


- 500 sq ft or less if located in an Outstanding Florida Water (**Lake Powell**).
- 1000 sq ft or less if not located in an Outstanding Florida Water (**All other 14 coastal dune lakes, excluding the portions located in the Florida State Parks**).

Any dock larger than what is exempt by Florida Statutes will require a permit from the Florida Department of Environmental Protection (FDEP). Additionally, any construction activities on sovereign submerged lands require authorization from the FDEP Board of Trustees.

All docks on coastal dune lakes no matter the size requires a Letter of Permission pursuant 33CFR 325.2(e) (1) from the Army Corp of Engineers.

Adding electricity to your dock design?

If you decide to wire electricity to your dock, contact Walton County's Building Division, at (850)267-1827, for specific building permit requirements.



Step No. 2: Construction

Think Best Management Practices:

To prevent shading of aquatic vegetation:

- Elevate docks a minimum of five feet above mean high water.
- Keep docks as narrow as possible (typically three to four feet wide maximum).
- Keep plank spacing between 1/2 inch and an inch.
- Limit the length of the dock to the minimum needed to reach navigable waters.

Recommendations to help prevent water quality impacts:

- Use environmentally responsible construction materials: UTILIZE recycled plastic, composite decking, plastic, metal, concrete pilings, or untreated wood (e.g. black walnut, white cedar, chestnut). AVOID the use of oil-based preservatives (e.g. creosote or pentachlorophenols) and Chromated-Copper-Arsenate (CCA) treated materials.
- Utilize sediment and erosion control mechanisms (e.g. floating turbidity barriers, silt fence) while doing any activities adjacent to or within the water body.

Step No. 3: Finishing Touches & Thoughts

Many properties located on the coastal dune lakes are visible from the beach, therefore any lighting on the property may be subject to Walton County's Wildlife Lighting Ordinance 2009-03 to minimize disturbances to nesting sea turtles, their hatchlings, and other coastal wildlife. Remember keep it low, shielded, and long, which means mount all lights as low to the ground as possible, shield all light bulbs and glow lenses, and use long wavelength "turtle friendly" light bulbs.

Per Walton County's LDC 5.09.03, dock lighting is subject to the following provisions:

1. Lights shall be turned off after 10:00 PM or when not in active use.
2. Security lighting shall be placed on motion sensors with a five minute shut off after activation has ceased.
3. All lighting shall be full-cutoff, low pressure sodium, or LED lights.

Removal of non-native/invasive vegetation can be permitted through the Florida Fish and Wildlife Commission ([68F-20, F.A.C.](#)).

The use of seawalls, bulkheads, revetments, and rip-rap is prohibited (Walton County Policy C-1.4.1:5).

All coastal dune lakes are located within the White Sand Protection Zone per Walton County's LDC 4.07.00,

which prohibits any deposit of fill material that is capable of staining the natural white sands of Walton County beaches. Any fill material placed on the property must be approved by the County Engineer.

