

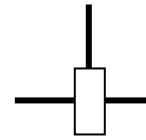
Designate location of all lateral arms and longitudinal stabilizing devices on the blocking plan.

Blocking Plan


typical double wide blocking plan

Manufacturer _____
 Length x width _____

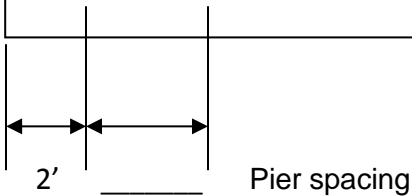
Lateral Arm



Longitudinal Stabilizing Devices



Marriage Wall
 the location of
 these piers will
 vary with each
 floor plan



Pocket Penetrometer Test

**Test the perimeter of the home at 6 locations.
 Take the reading at the depth of the footer.
 Using 500lb increments, take the lowest
 reading and round down to that increment.**

Soil Bearing _____

Soil torque probe test results _____

Anchor length _____

I-beam pier pad size _____

Perimeter pier pad size _____

Marriage wall pier pad size- outline pad locations on the centerline and show sizes below

- | | |
|---------|---------|
| 1 _____ | 4 _____ |
| 2 _____ | 5 _____ |
| 3 _____ | 6 _____ |

Other information
